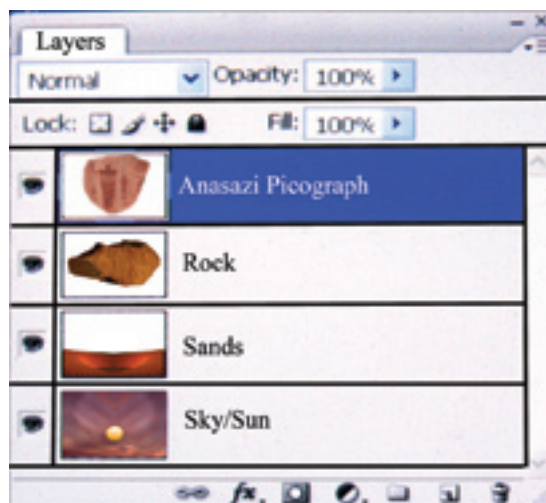




Anasazi sunset

Fun with Photoshop Layers

Tim Koverman
Sarasota, FL




Layers palette

Photos © Tim Koverman

The Anasazi Indians were the populace that predated the Navajo people who presently inhabit the Southwest United States. The Anasazi drew images on rocks, which were the inspiration for this special effects project: the image titled *Anasazi Sunset*.

This image was made using four layers in Adobe Photoshop®. **Layer one** is a sky that was changed by using the *Motion Blur* tool in Photoshop. The sun and a few stars were added to that layer. This is considered the base layer. The other three layers will be placed on top of this layer.

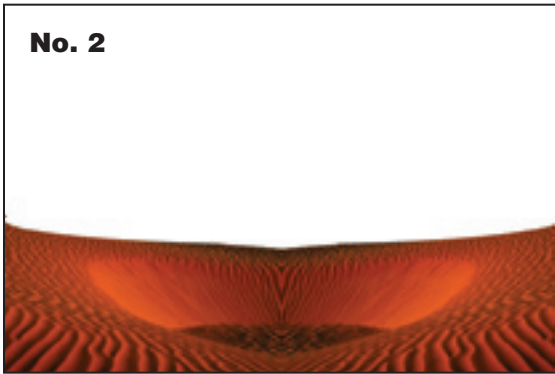
Layer two is a sand picture taken in Monument Valley. It was taken early in the morning to take advantage of the directional light of the early morning sun. The image has been flipped making it a mirrored image. This layer was placed over layer one and moved to the bottom.




No. 1



No. 4



No. 2




No. 3

Layer three is a photo of a huge rock, also taken in Monument Valley. Monument Valley is made up of sand and rocks and a local Navajo guide was used to help find good locations for photos of this nature.

Layer four is a petrograph made by the Anasazi Indians. Very little is known about the Anasazi people. They disappeared long before the current Navajo tribe moved into the Southwest. The Anasazi petrograph is moved over the rock layer. The trick is to make it blend into the rock. The *color picker* in Photoshop was used to help with the blend. Pick the color in the rock. This will give you the rock color as the foreground color. Now paint the petrograph layer with the *paintbrush* using the foreground color. When you paint change the brush mode to *Color*. This allows you to paint using the foreground color without destroying the detail in the petrograph. Next, with layer four active, use the *Brightness and Contrast adjustment* in Photoshop CS3 to match the tone of the image. You can also use *Curves or Levels* to achieve the same results.

Take some images and create composites. It is fun and interesting. ■



Tim Koverman

Any mention of products or services in this article or anywhere else in the *PSA Journal* does not constitute an endorsement or approval of those items.

Electronic Imaging Division Creative Competition

The Electronic Imaging Division (EID) Creative Competition is held three times in one calendar year—Session 1, February; Session 2, June and Session 3, October. The three sessions are judged by three different PSA Camera Clubs in the USA. You must be a PSA member to participate in this competition. The 2nd Session of the 2008 *EID Creative Competition for Individuals* was judged in July by the Arizona Photographic Society.

There were 112 creative images from 29 members in the 2nd session competition.

The *Best of Show* (PSA Gold Medal) was awarded to **Paula Davies**, from England, for her *Venetian Fantasy* image. The RESULTS link button, showing the award-winning images, are shown on the Internet web page: <http://www.photographybuynick.com/Page6.htm>